




# what is vim?



**vim: vi improved**

**vim is a **texteditor** for the cmdline**

**vim was first published **1991****

**vim is **maintained until today**. Latest version is **8.0****

# what are the **goals?**

**Fast editing of texts**

**Use of 10-finger system**

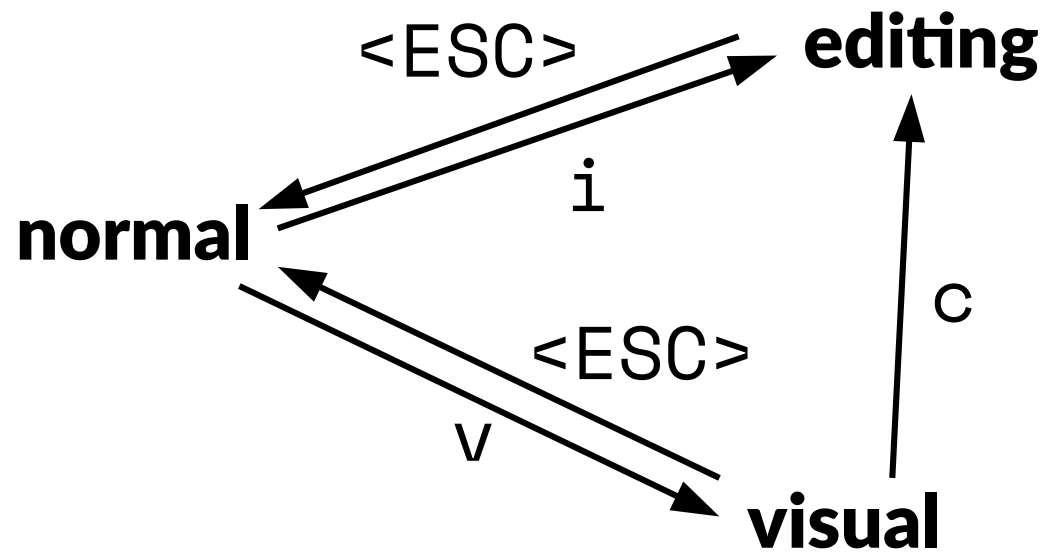
**No mouse required**

**Scriptable editor**



# no mouse, you ask?

vim uses **modes**:



# normal mode

**Navigation**  
**Command**  
**Repetition**

# normal mode

## Navigation Command Repetition

- h - left
- j - down
- k - up
- l - right
- w - start of next word
- e - end of next word
- ge - end of prev. word
- b - start of prev. word
- 0 - line start
- \$ - line end
- () - start of next/prev sentence
- { } - start of next/prev paragraph

and much more

# normal mode

## Navigation Command Repetition

- d - **delete**/cut
- d3w - **delete** next 3 words
- daw - **delete** one word inkl. space
- c - **change** ( → editing mode )
- x - **delete** char under cursor
- r - **replace** char under cursor
- p - **put**/paste from *register*
- y - **yank**/copy to *register*

# normal mode

In general: just **add number** before or after commands!

**3w** - jump 3 words

**10j** - jump 10 lines down

**.** - **repeat last interaction!**

**Navigation**  
**Command**  
**Repetition**



# edit mode

- i - **insert** before current char
- a - **append** after current char
- A - **append** at end of line
- I - **insert** at start of line
- cc - **change** current line
- ciw - **change** current word

# visual mode

- v - mark **visual** per character
- V - mark **visual** per line
- V4kd - **delete 4 line upwards**

# where am I?

<ESC>,<ESC>,<ESC> → **normal mode**

# “do it once and repeat!”

. is the **most imporant** key in vim!

# searching/substitute

**Search** for words with /<word>

n – next match

N – last match

**Substitute**

:s/<searchword>/<replaceword>/g

# command mode

- :<command> - **executes vim command**
- :!<bashcommand> - **executes bash command**
- :q - **quit**
- :w - **write/save**
- :wq - **quit and write/save**
- :q! - **force quit**

# important combinations

<code>dd</code>	- delete line
<code>ddp</code>	- swap two lines
<code>gg</code>	- jump to file start
<code>G</code>	- jump to file end
<code>&lt;number&gt;g</code>	- jump to line <code>&lt;number&gt;</code>
<code>ciw</code>	- change word
<code>daw</code>	- delete word (incl. space)
<code>o</code>	- add line below and edit
<code>cit</code>	- change in tag (html, xml)
<code>ci(</code>	- change in ()
<code>ci{</code>	- change in {}

# undo?

u

- **undo**

ctrl-r

- **redo**



# registers

## prepend to command

- “ ” – standard register
- “ 0-9 – numbered registers
- “ a-z – named registers
- “ . – last inserted text
- “ % – filename
- “ \_ – blackhole register
- “ : – last command
- “ / – last search pattern

## some more

# markers

`mk` - mark cursor position with name `k`

`'k` - jump to mark `k`

`d'k` - delete up to mark `k`

# makros

- q - **start/end macro recording** k
- āk - **execute macro** k
- 4āk - **execute macro** k **four times**

# help!

`:h <command>` - shows help page

**Run the `vimtutor` program!**






# that is all?

**Nop; Much more to [explore!](#)**

**[buffers, tabs, extensions, ...](#)**

# helpful options

<code>:set number</code>	- <b>show line numbers</b>
<code>:set relativenumber</code>	- <b>show relative line numbers</b>
<code>:set hls</code>	- <b>highlights search results</b>
<code>:set paste</code>	- <b>helps by pasting into vim</b>



THE DISTURBANCE RIPPLES OUTWARD, CHANGING THE FLOW OF THE EDDY CURRENTS IN THE UPPER ATMOSPHERE.



THESE CAUSE MOMENTARY POCKETS OF HIGHER-PRESSURE AIR TO FORM,

WHICH ACT AS LENSES THAT DEFLECT INCOMING COSMIC RAYS, FOCUSING THEM TO STRIKE THE DRIVE PLATTER AND FLIP THE DESIRED BIT.

